

### Survey Response Counts

#### Section: Purpose and Direction

Question / Institution			Strongly Agree	Agree	Neutral	Disagree	Strongly Disagree	Total
			%	%	%	%	%	%
1. Our school's purpose statement is clearly focused on student success.	E P Ward Elementary School	Average Score	63.1%	29.76%	5.95%	0%	1.19%	100%
		4.54	63.1%	29.76%	5.95%	0%	1.19%	100%
	Total			63.1%	29.76%	5.95%	0%	1.19%
2. Our school's purpose statement is formally reviewed and revised with involvement from parents.	E P Ward Elementary School	Average Score	53.57%	40.48%	5.95%	0%	0%	100%
		4.48	53.57%	40.48%	5.95%	0%	0%	100%
	Total			53.57%	40.48%	5.95%	0%	0%
3. Our school has established goals and a plan for improving student learning.	E P Ward Elementary School	Average Score	59.52%	33.33%	4.76%	2.38%	0%	100%
		4.5	59.52%	33.33%	4.76%	2.38%	0%	100%
	Total			59.52%	33.33%	4.76%	2.38%	0%
Total			58.73%	34.52%	5.56%	0.79%	0.4%	100%

#### Section: Governance and Leadership

Question / Institution			Strongly Agree	Agree	Neutral	Disagree	Strongly Disagree	Not Applicable	Total
			%	%	%	%	%	%	%
4. Our school's governing body operates responsibly and functions effectively.	E P Ward Elementary School	Average Score	53.57%	32.14%	10.71%	2.38%	1.19%	0%	100%
		4.35	53.57%	32.14%	10.71%	2.38%	1.19%	0%	100%
	Total			53.57%	32.14%	10.71%	2.38%	1.19%	0%
5. Our school's governing body does not interfere with the operation or leadership of our school.	E P Ward Elementary School	Average Score	50%	32.14%	15.48%	2.38%	0%	0%	100%
		4.3	50%	32.14%	15.48%	2.38%	0%	0%	100%
	Total			50%	32.14%	15.48%	2.38%	0%	0%

Question / Institution			Strongly Agree	Agree	Neutral	Disagree	Strongly Disagree	Not Applicable	Total
			%	%	%	%	%	%	%
6. Our school has high expectations for students in all classes.	E P Ward Elementary School	Average Score	64.29%	29.76%	3.57%	2.38%	0%	0%	100%
		4.56	64.29%	29.76%	3.57%	2.38%	0%	0%	100%
	Total	64.29%	29.76%	3.57%	2.38%	0%	0%	100%	
7. Our school shares responsibility for student learning with its stakeholders.	E P Ward Elementary School	Average Score	50%	33.33%	13.1%	2.38%	0%	1.19%	100%
		4.27	50%	33.33%	13.1%	2.38%	0%	1.19%	100%
	Total	50%	33.33%	13.1%	2.38%	0%	1.19%	100%	
8. Our school communicates effectively about the school's goals and activities.	E P Ward Elementary School	Average Score	57.14%	33.33%	7.14%	2.38%	0%	0%	100%
		4.45	57.14%	33.33%	7.14%	2.38%	0%	0%	100%
	Total	57.14%	33.33%	7.14%	2.38%	0%	0%	100%	
9. Our school provides opportunities for stakeholders to be involved in the school.	E P Ward Elementary School	Average Score	51.19%	34.52%	10.71%	2.38%	0%	1.19%	100%
		4.31	51.19%	34.52%	10.71%	2.38%	0%	1.19%	100%
	Total	51.19%	34.52%	10.71%	2.38%	0%	1.19%	100%	
Total			54.37%	32.54%	10.12%	2.38%	0.2%	0.4%	100%

Section: Teaching and Assessing for Learning

Question / Institution			Strongly Agree	Agree	Neutral	Disagree	Strongly Disagree	Not Applicable	Total
			%	%	%	%	%	%	%
10. All of my child's teachers provide an equitable curriculum that meets his/her learning needs.	E P Ward Elementary School	Average Score	60.71%	32.14%	2.38%	3.57%	1.19%	0%	100%
		4.48	60.71%	32.14%	2.38%	3.57%	1.19%	0%	100%
	Total	60.71%	32.14%	2.38%	3.57%	1.19%	0%	100%	
11. All of my child's teachers give work that challenges my child.	E P Ward Elementary School	Average Score	61.9%	35.71%	2.38%	0%	0%	0%	100%
		4.6	61.9%	35.71%	2.38%	0%	0%	0%	100%
	Total	61.9%	35.71%	2.38%	0%	0%	0%	100%	
12. All of my child's teachers use a variety of teaching strategies and learning activities.	E P Ward Elementary School	Average Score	60.71%	28.57%	7.14%	2.38%	1.19%	0%	100%
		4.45	60.71%	28.57%	7.14%	2.38%	1.19%	0%	100%
	Total	60.71%	28.57%	7.14%	2.38%	1.19%	0%	100%	

Question / Institution			Strongly Agree	Agree	Neutral	Disagree	Strongly Disagree	Not Applicable	Total
			%	%	%	%	%	%	%
13. All of my child's teachers meet his/her learning needs by individualizing instruction.	E P Ward Elementary School	Average Score	57.14%	30.95%	7.14%	3.57%	1.19%	0%	100%
		4.39	57.14%	30.95%	7.14%	3.57%	1.19%	0%	100%
	Total			57.14%	30.95%	7.14%	3.57%	1.19%	0%
14. All of my child's teachers work as a team to help my child learn.	E P Ward Elementary School	Average Score	60.71%	29.76%	4.76%	3.57%	1.19%	0%	100%
		4.45	60.71%	29.76%	4.76%	3.57%	1.19%	0%	100%
	Total			60.71%	29.76%	4.76%	3.57%	1.19%	0%
15. All of my child's teachers help me to understand my child's progress.	E P Ward Elementary School	Average Score	64.29%	22.62%	9.52%	3.57%	0%	0%	100%
		4.48	64.29%	22.62%	9.52%	3.57%	0%	0%	100%
	Total			64.29%	22.62%	9.52%	3.57%	0%	0%
16. All of my child's teachers keep me informed regularly of how my child is being graded.	E P Ward Elementary School	Average Score	58.33%	25%	8.33%	7.14%	1.19%	0%	100%
		4.32	58.33%	25%	8.33%	7.14%	1.19%	0%	100%
	Total			58.33%	25%	8.33%	7.14%	1.19%	0%
17. All of my child's teachers report on my child's progress in easy to understand language.	E P Ward Elementary School	Average Score	58.33%	32.14%	7.14%	2.38%	0%	0%	100%
		4.46	58.33%	32.14%	7.14%	2.38%	0%	0%	100%
	Total			58.33%	32.14%	7.14%	2.38%	0%	0%
18. My child sees a relationship between what is being taught and his/her everyday life.	E P Ward Elementary School	Average Score	54.76%	26.19%	14.29%	4.76%	0%	0%	100%
		4.31	54.76%	26.19%	14.29%	4.76%	0%	0%	100%
	Total			54.76%	26.19%	14.29%	4.76%	0%	0%
19. My child knows the expectations for learning in all classes.	E P Ward Elementary School	Average Score	64.29%	30.95%	3.57%	1.19%	0%	0%	100%
		4.58	64.29%	30.95%	3.57%	1.19%	0%	0%	100%
	Total			64.29%	30.95%	3.57%	1.19%	0%	0%
20. My child has at least one adult advocate in the school.	E P Ward Elementary School	Average Score	54.76%	34.52%	9.52%	0%	0%	1.19%	100%
		4.4	54.76%	34.52%	9.52%	0%	0%	1.19%	100%
	Total			54.76%	34.52%	9.52%	0%	0%	1.19%
21. My child is given multiple assessments to measure his/her understanding of what was taught.	E P Ward Elementary School	Average Score	59.52%	35.71%	2.38%	1.19%	1.19%	0%	100%
		4.51	59.52%	35.71%	2.38%	1.19%	1.19%	0%	100%
	Total			59.52%	35.71%	2.38%	1.19%	1.19%	0%

Question / Institution			Strongly Agree	Agree	Neutral	Disagree	Strongly Disagree	Not Applicable	Total
			%	%	%	%	%	%	%
22. My child has up-to-date computers and other technology to learn.	E P Ward Elementary School	Average Score	59.52%	34.52%	3.57%	2.38%	0%	0%	100%
		4.51	59.52%	34.52%	3.57%	2.38%	0%	0%	100%
	Total			59.52%	34.52%	3.57%	2.38%	0%	0%
23. My child has access to support services based on his/her identified needs.	E P Ward Elementary School	Average Score	52.38%	36.9%	5.95%	3.57%	1.19%	0%	100%
		4.36	52.38%	36.9%	5.95%	3.57%	1.19%	0%	100%
	Total			52.38%	36.9%	5.95%	3.57%	1.19%	0%
Total			59.1%	31.12%	6.29%	2.81%	0.6%	0.09%	100%

Section: Resources and Support Systems

Question / Institution			Strongly Agree	Agree	Neutral	Disagree	Strongly Disagree	Not Applicable	Total
			%	%	%	%	%	%	%
24. Our school provides qualified staff members to support student learning.	E P Ward Elementary School	Average Score	58.33%	33.33%	3.57%	3.57%	1.19%	0%	100%
		4.44	58.33%	33.33%	3.57%	3.57%	1.19%	0%	100%
	Total			58.33%	33.33%	3.57%	3.57%	1.19%	0%
25. Our school provides an adequate supply of learning resources that are current and in good condition.	E P Ward Elementary School	Average Score	55.95%	34.52%	5.95%	2.38%	1.19%	0%	100%
		4.42	55.95%	34.52%	5.95%	2.38%	1.19%	0%	100%
	Total			55.95%	34.52%	5.95%	2.38%	1.19%	0%
26. Our school provides a safe learning environment.	E P Ward Elementary School	Average Score	64.29%	32.14%	2.38%	1.19%	0%	0%	100%
		4.6	64.29%	32.14%	2.38%	1.19%	0%	0%	100%
	Total			64.29%	32.14%	2.38%	1.19%	0%	0%
27. Our school provides students with access to a variety of information resources to support their learning.	E P Ward Elementary School	Average Score	58.33%	32.14%	5.95%	3.57%	0%	0%	100%
		4.45	58.33%	32.14%	5.95%	3.57%	0%	0%	100%
	Total			58.33%	32.14%	5.95%	3.57%	0%	0%

Question / Institution			Strongly Agree	Agree	Neutral	Disagree	Strongly Disagree	Not Applicable	Total
			%	%	%	%	%	%	%
28. Our school provides excellent support services (e.g., counseling, and/or career planning).	E P Ward Elementary School	Average Score	57.14%	25%	10.71%	4.76%	1.19%	1.19%	100%
		4.29	57.14%	25%	10.71%	4.76%	1.19%	1.19%	100%
	Total	57.14%	25%	10.71%	4.76%	1.19%	1.19%	100%	
29. Our school provides opportunities for students to participate in activities that interest them.	E P Ward Elementary School	Average Score	52.38%	35.71%	5.95%	5.95%	0%	0%	100%
		4.35	52.38%	35.71%	5.95%	5.95%	0%	0%	100%
	Total	52.38%	35.71%	5.95%	5.95%	0%	0%	100%	
30. Our school ensures that the facilities support student learning.	E P Ward Elementary School	Average Score	58.33%	35.71%	3.57%	1.19%	1.19%	0%	100%
		4.49	58.33%	35.71%	3.57%	1.19%	1.19%	0%	100%
	Total	58.33%	35.71%	3.57%	1.19%	1.19%	0%	100%	
31. Our school ensures the effective use of financial resources.	E P Ward Elementary School	Average Score	55.95%	32.14%	8.33%	2.38%	1.19%	0%	100%
		4.39	55.95%	32.14%	8.33%	2.38%	1.19%	0%	100%
	Total	55.95%	32.14%	8.33%	2.38%	1.19%	0%	100%	
32. Our school ensures that instructional time is protected and interruptions are minimized.	E P Ward Elementary School	Average Score	55.95%	34.52%	5.95%	3.57%	0%	0%	100%
		4.43	55.95%	34.52%	5.95%	3.57%	0%	0%	100%
	Total	55.95%	34.52%	5.95%	3.57%	0%	0%	100%	
Total			57.41%	32.8%	5.82%	3.17%	0.66%	0.13%	100%

Section: Using Results for Continuous Improvement

Question / Institution			Strongly Agree	Agree	Neutral	Disagree	Strongly Disagree	Not Applicable	Total
			%	%	%	%	%	%	%
33. Our school ensures that all staff members monitor and report the achievement of school goals.	E P Ward Elementary School	Average Score	53.57%	41.67%	3.57%	0%	0%	1.19%	100%
		4.45	53.57%	41.67%	3.57%	0%	0%	1.19%	100%
	Total	53.57%	41.67%	3.57%	0%	0%	1.19%	100%	

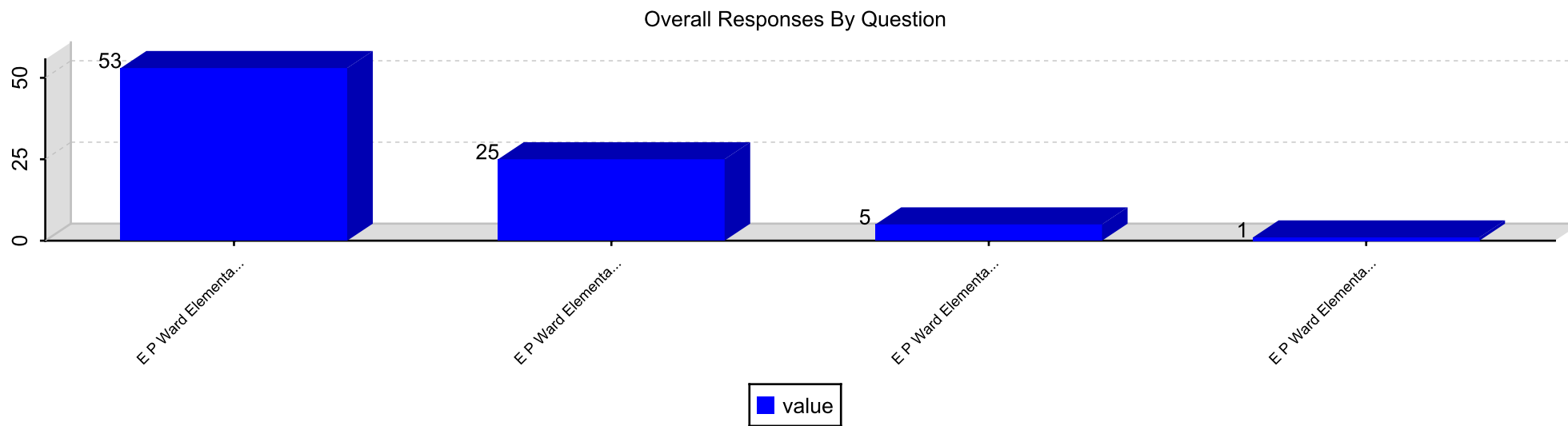
Question / Institution		Strongly Agree	Agree	Neutral	Disagree	Strongly Disagree	Not Applicable	Total	
		%	%	%	%	%	%	%	
34. My child is prepared for success in the next school year.	E P Ward Elementary School	Average Score	52.38%	38.1%	4.76%	3.57%	1.19%	0%	100%
		4.37	52.38%	38.1%	4.76%	3.57%	1.19%	0%	100%
	Total	52.38%	38.1%	4.76%	3.57%	1.19%	0%	100%	
35. My child has administrators and teachers that monitor and inform me of his/her learning progress.	E P Ward Elementary School	Average Score	58.33%	32.14%	5.95%	3.57%	0%	0%	100%
		4.45	58.33%	32.14%	5.95%	3.57%	0%	0%	100%
	Total	58.33%	32.14%	5.95%	3.57%	0%	0%	100%	
Total		54.76%	37.3%	4.76%	2.38%	0.4%	0.4%	100%	

### Responses By Section and Question

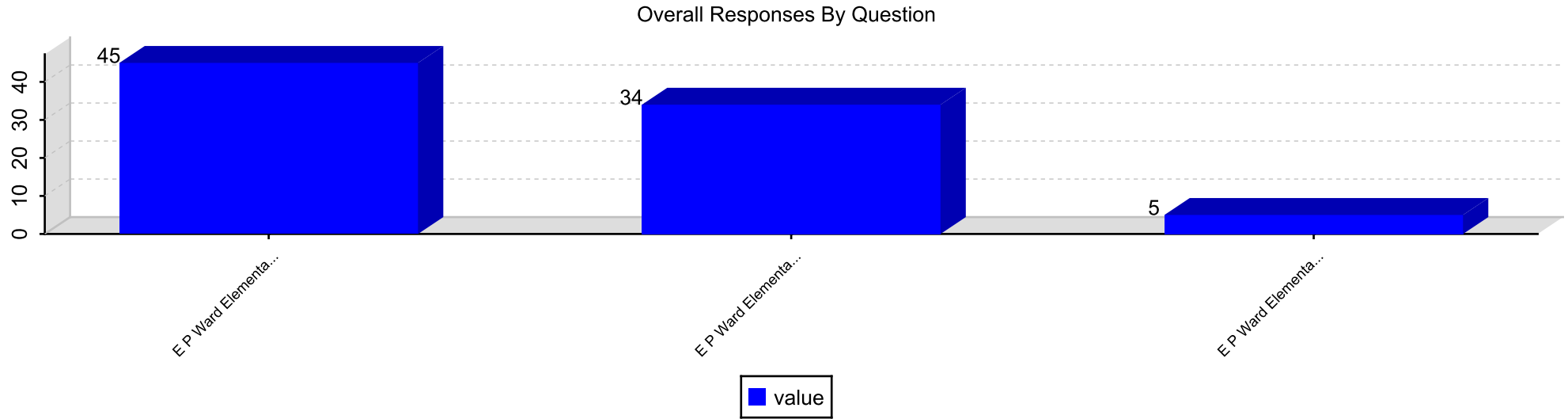
Section: Purpose and Direction

#### Responses By Question

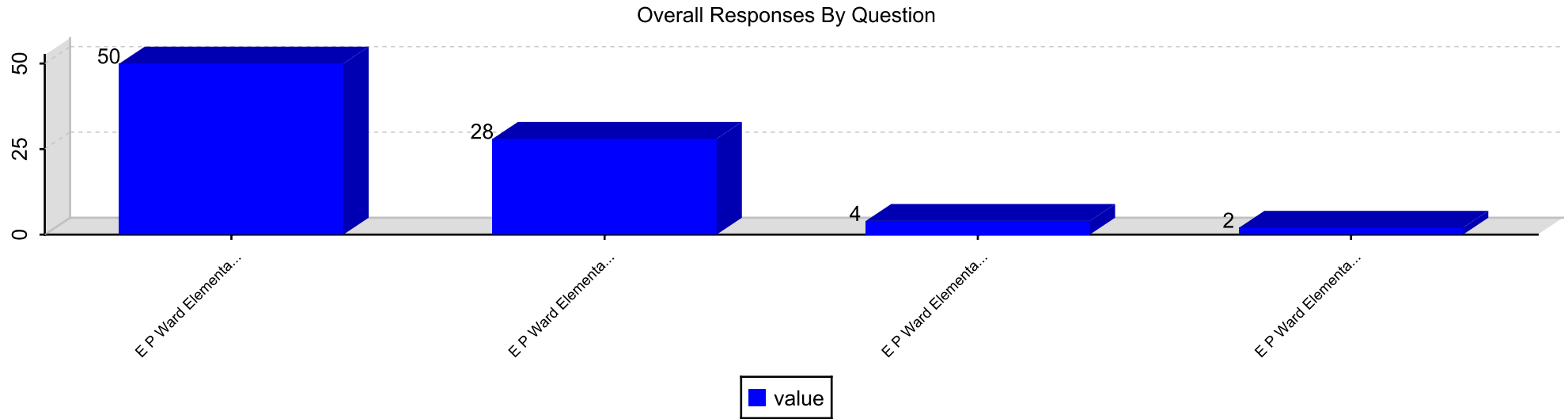
Question 1. Our school's purpose statement is clearly focused on student success.



Question 2. Our school's purpose statement is formally reviewed and revised with involvement from parents.



Question 3. Our school has established goals and a plan for improving student learning.

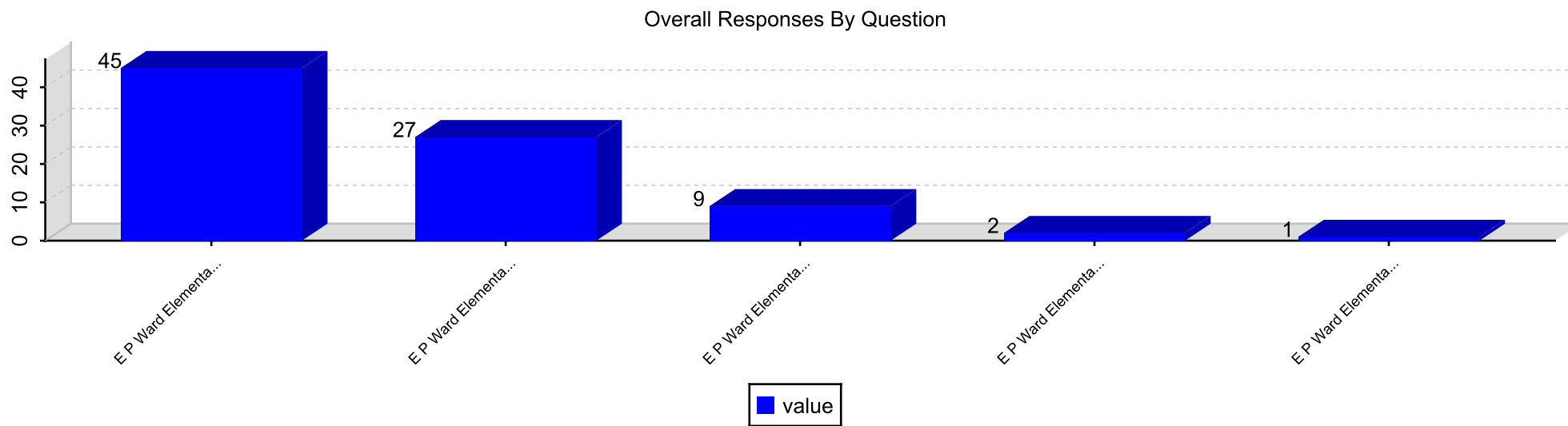




Section: Governance and Leadership

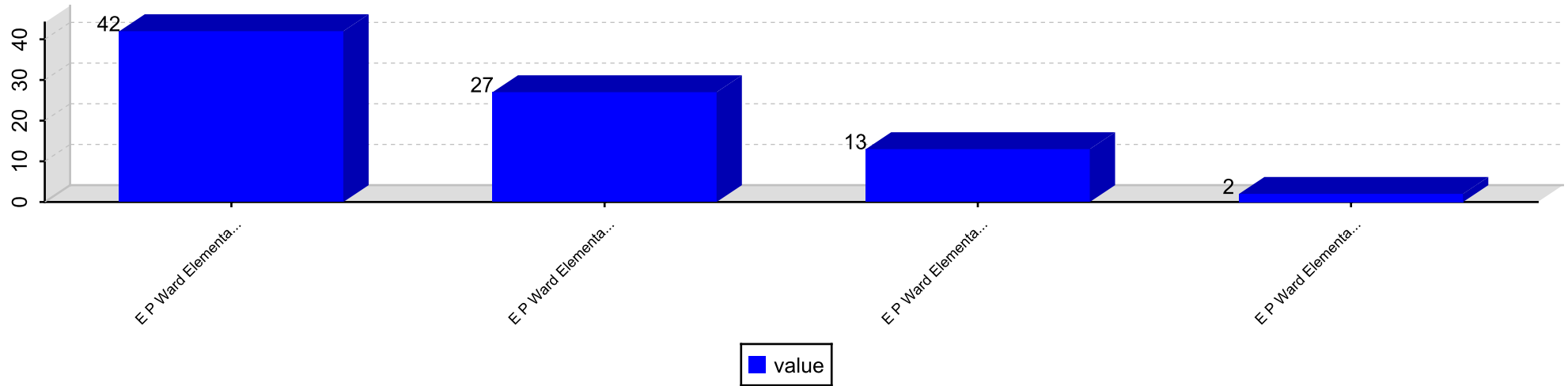
Responses By Question

Question 4. Our school's governing body operates responsibly and functions effectively.



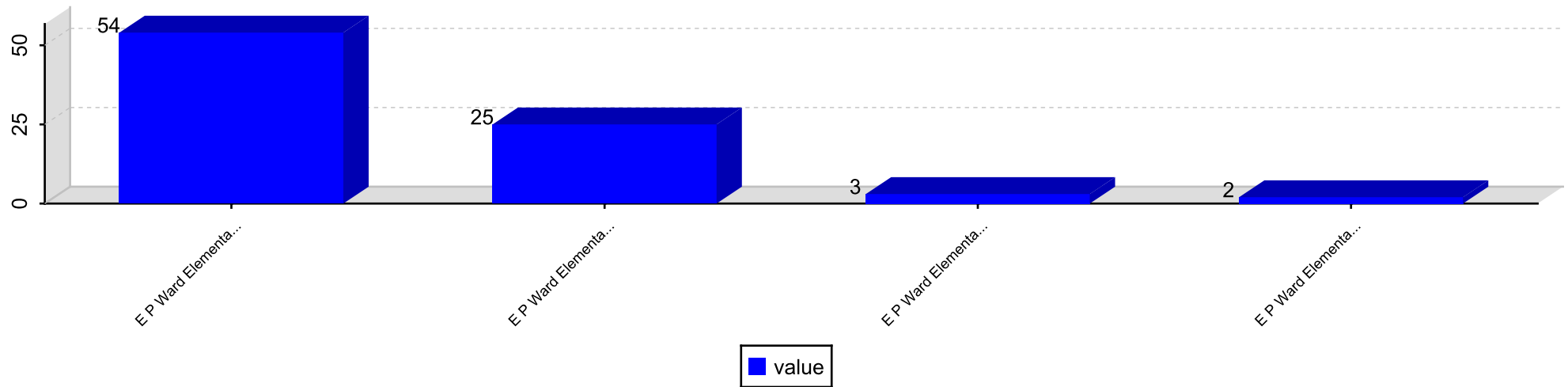
Question 5. Our school's governing body does not interfere with the operation or leadership of our school.

Overall Responses By Question

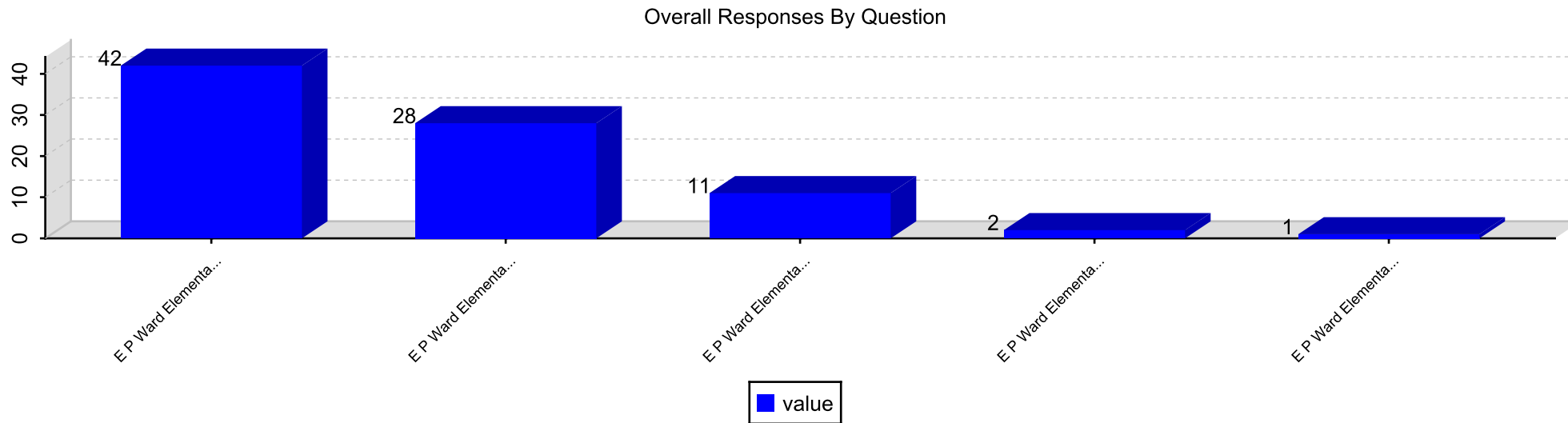


Question 6. Our school has high expectations for students in all classes.

Overall Responses By Question

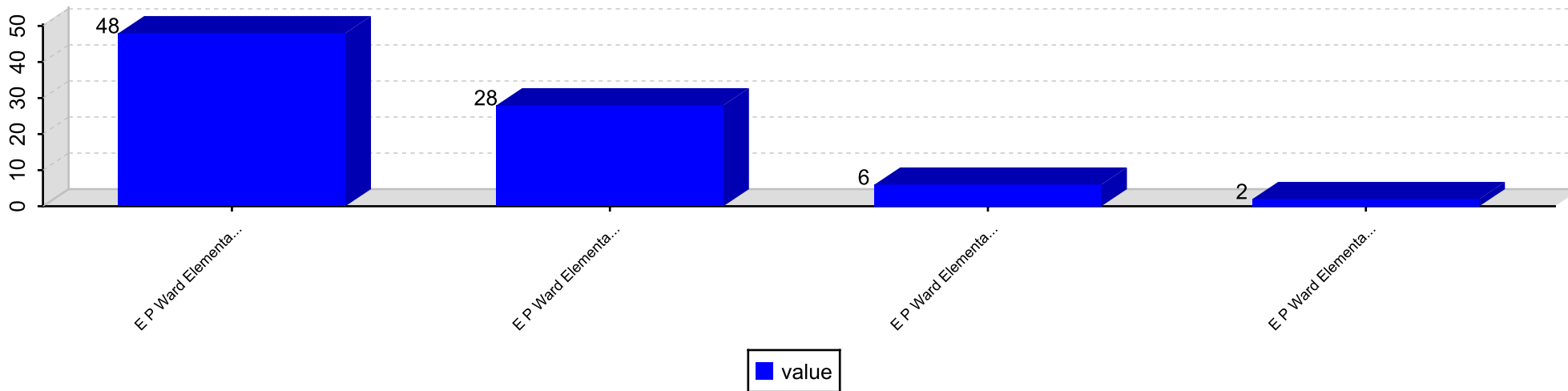


Question 7. Our school shares responsibility for student learning with its stakeholders.



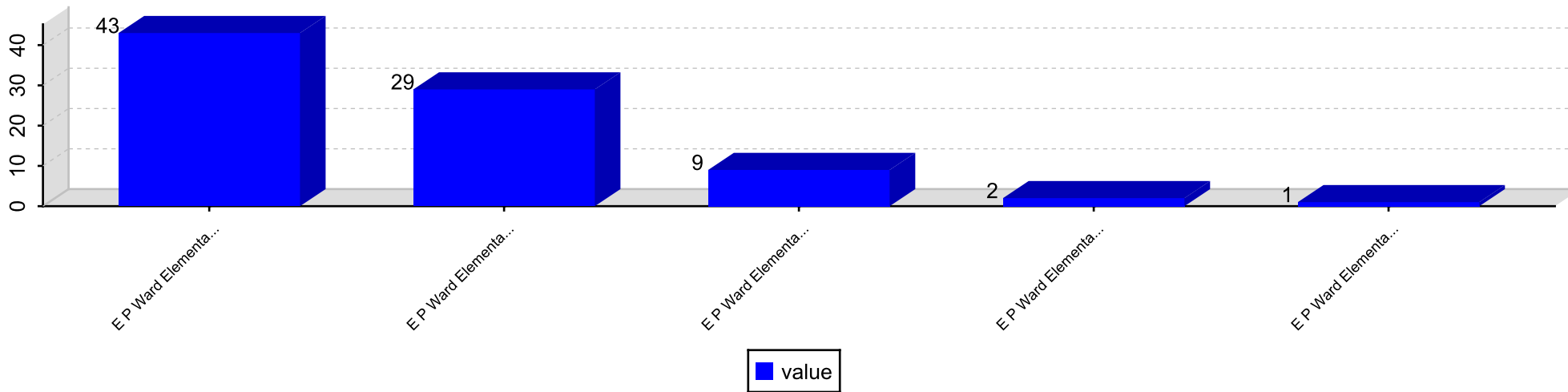
Question 8. Our school communicates effectively about the school's goals and activities.

Overall Responses By Question



Question 9. Our school provides opportunities for stakeholders to be involved in the school.

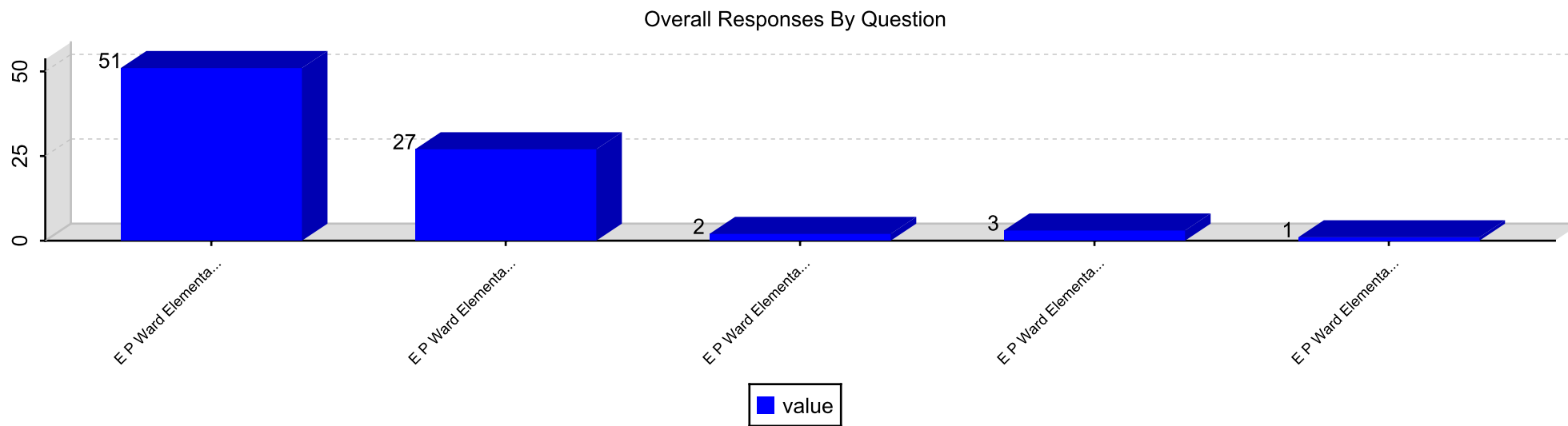
Overall Responses By Question



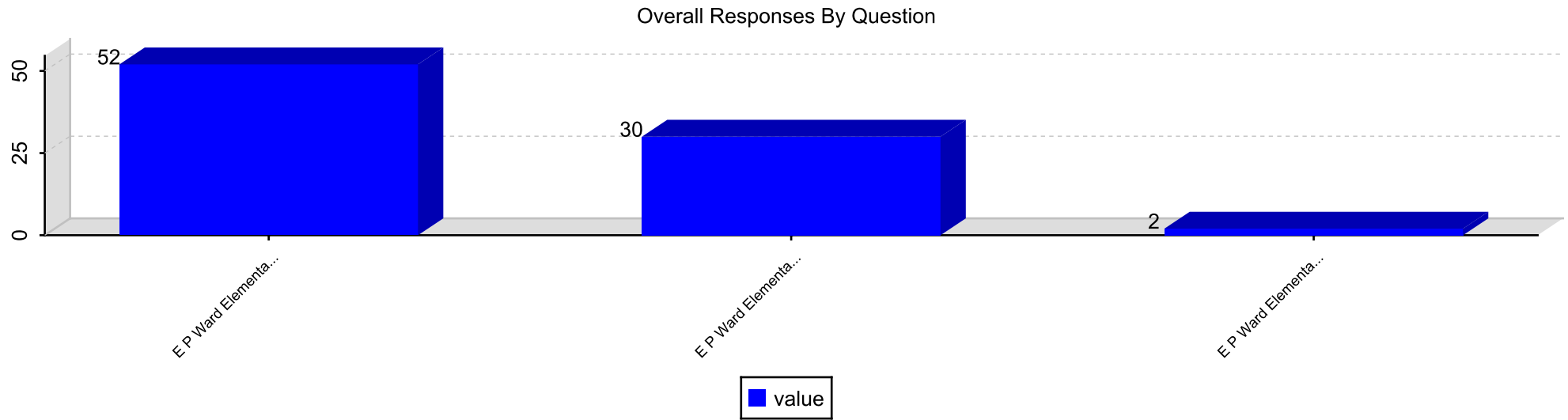
Section: Teaching and Assessing for Learning

Responses By Question

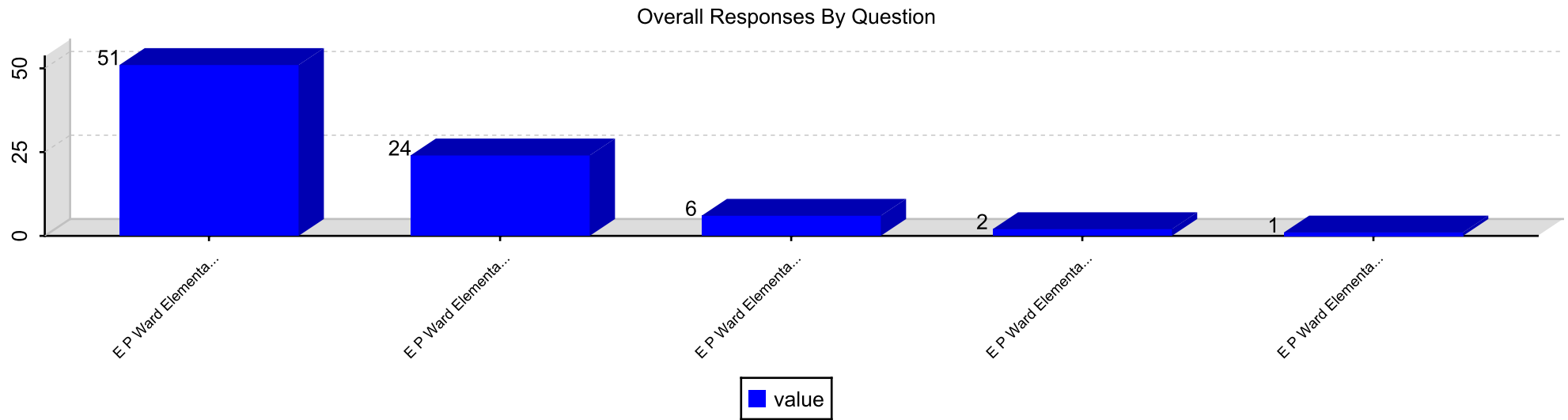
Question 10. All of my child's teachers provide an equitable curriculum that meets his/her learning needs.



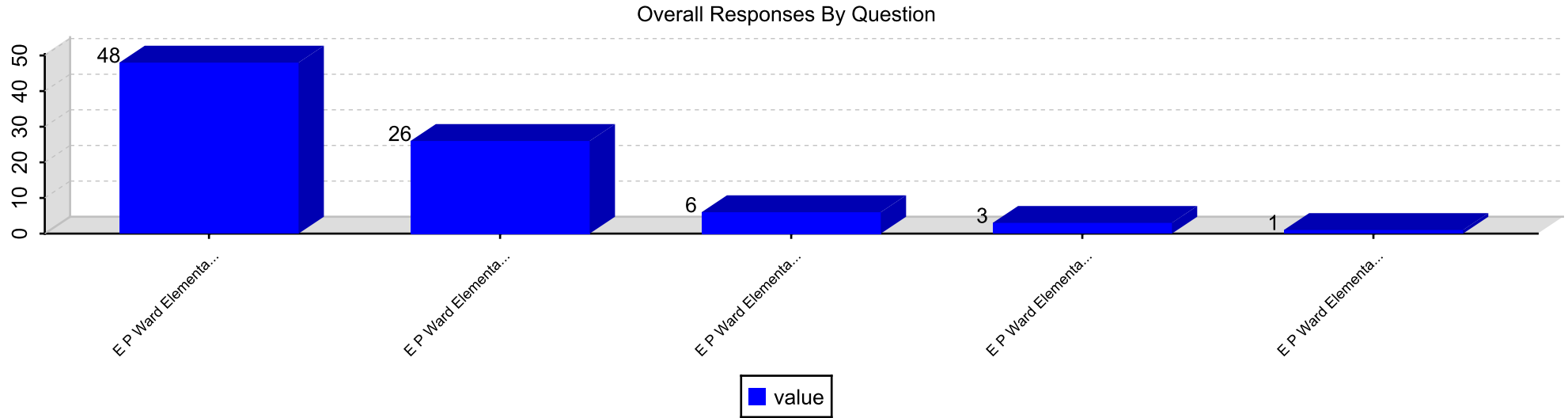
Question 11. All of my child's teachers give work that challenges my child.



Question 12. All of my child's teachers use a variety of teaching strategies and learning activities.

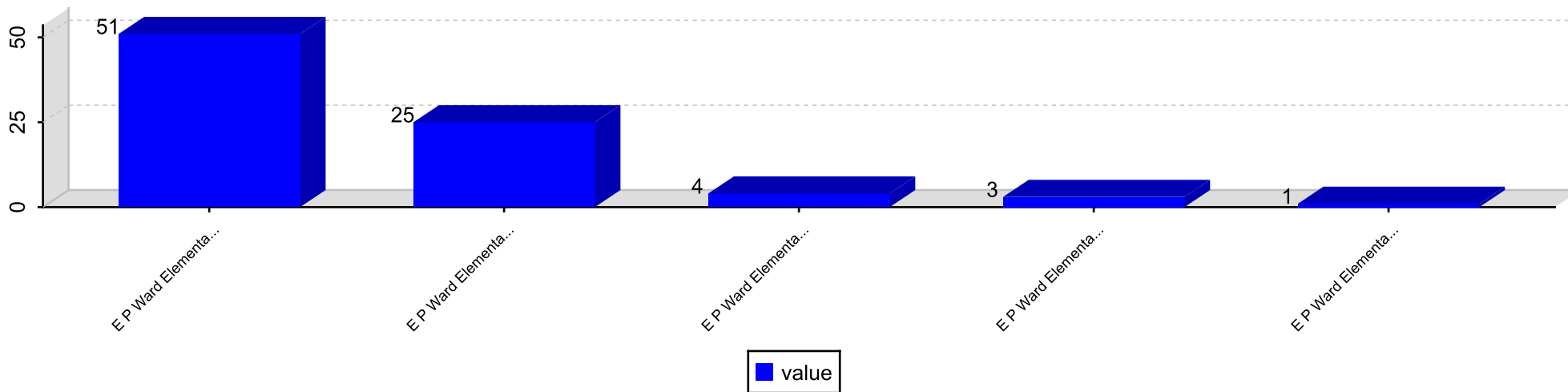


Question 13. All of my child's teachers meet his/her learning needs by individualizing instruction.



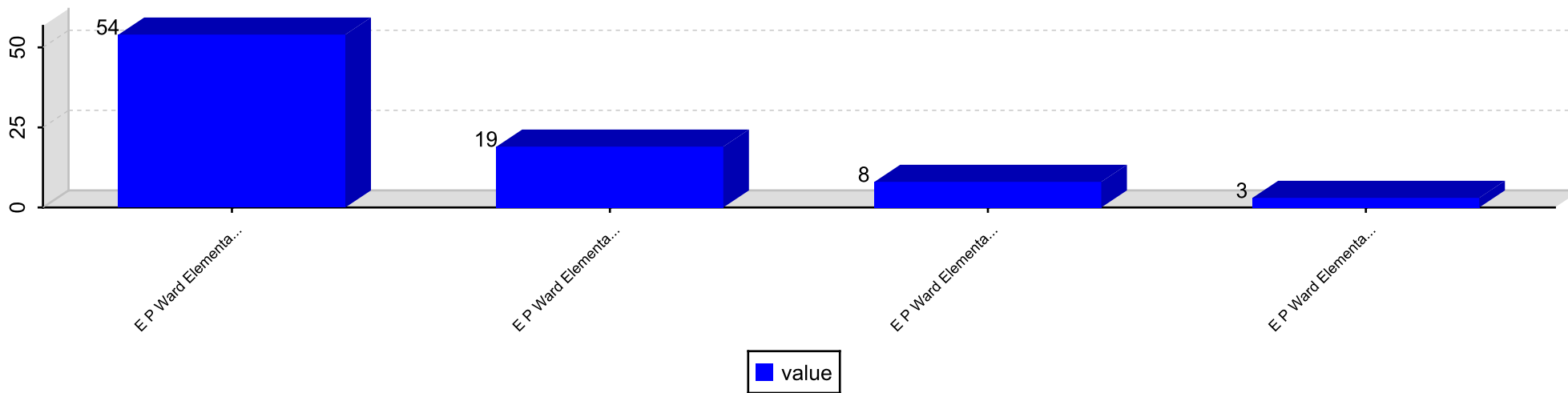
Question 14. All of my child's teachers work as a team to help my child learn.

Overall Responses By Question



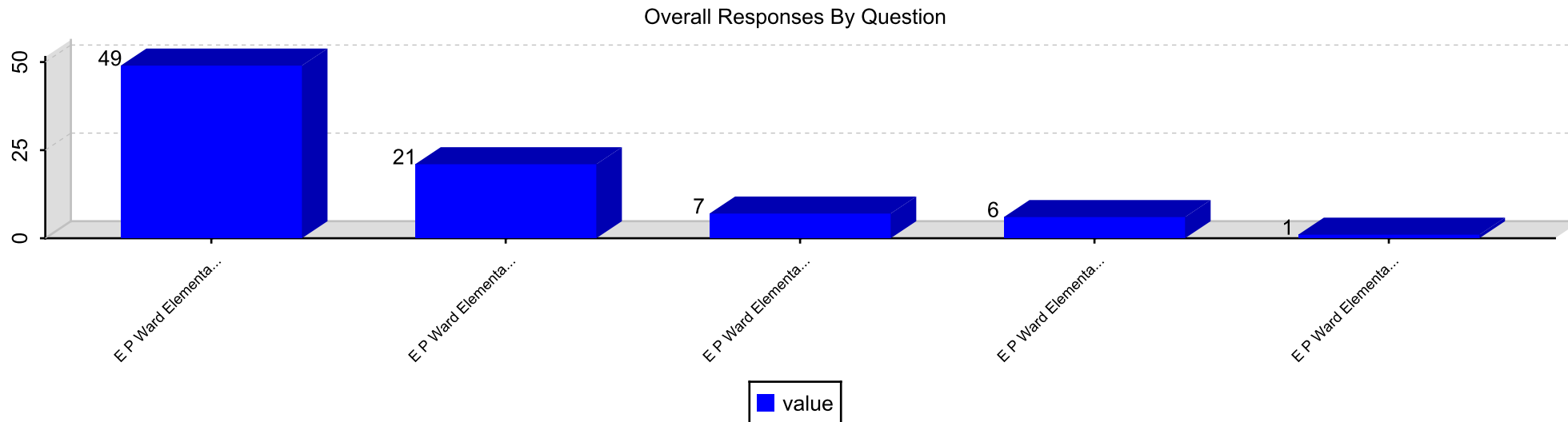
Question 15. All of my child's teachers help me to understand my child's progress.

Overall Responses By Question



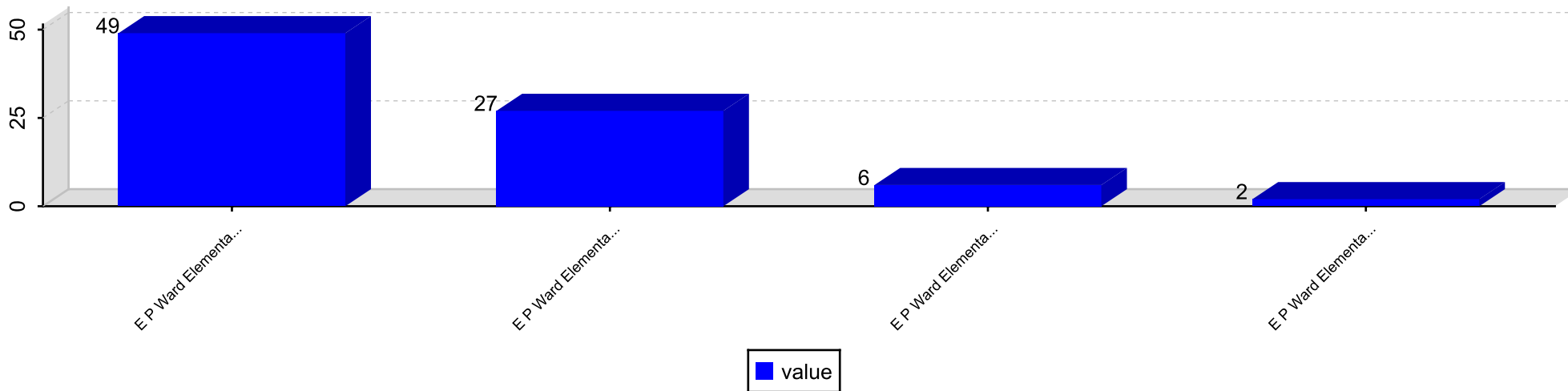


Question 16. All of my child's teachers keep me informed regularly of how my child is being graded.



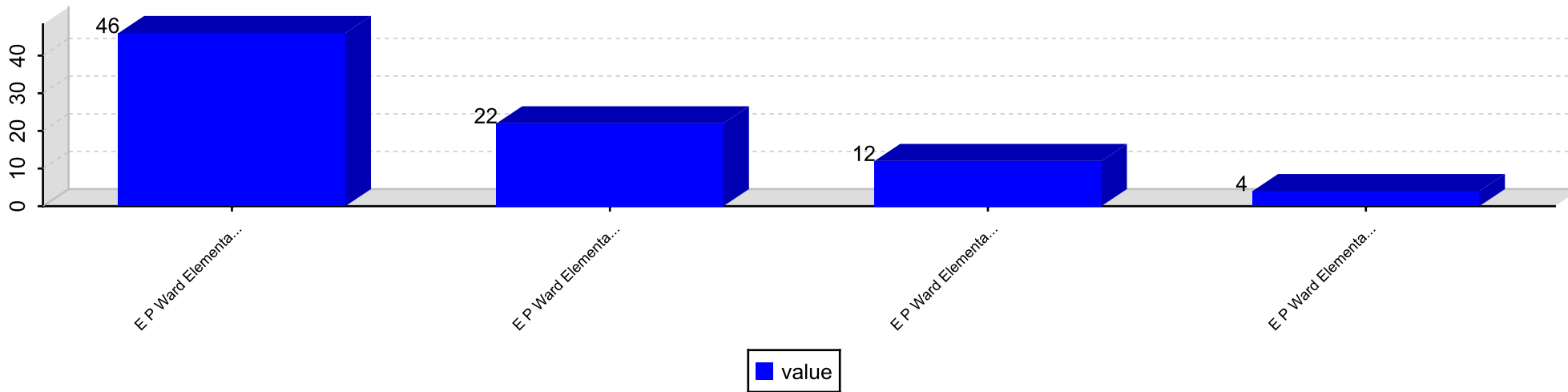
Question 17. All of my child's teachers report on my child's progress in easy to understand language.

Overall Responses By Question

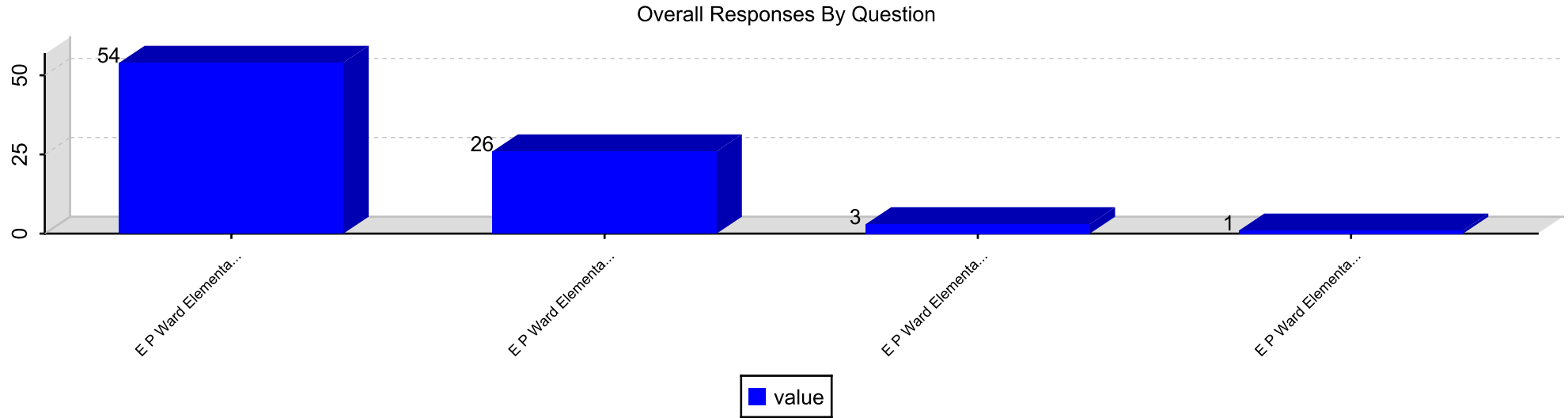


Question 18. My child sees a relationship between what is being taught and his/her everyday life.

Overall Responses By Question

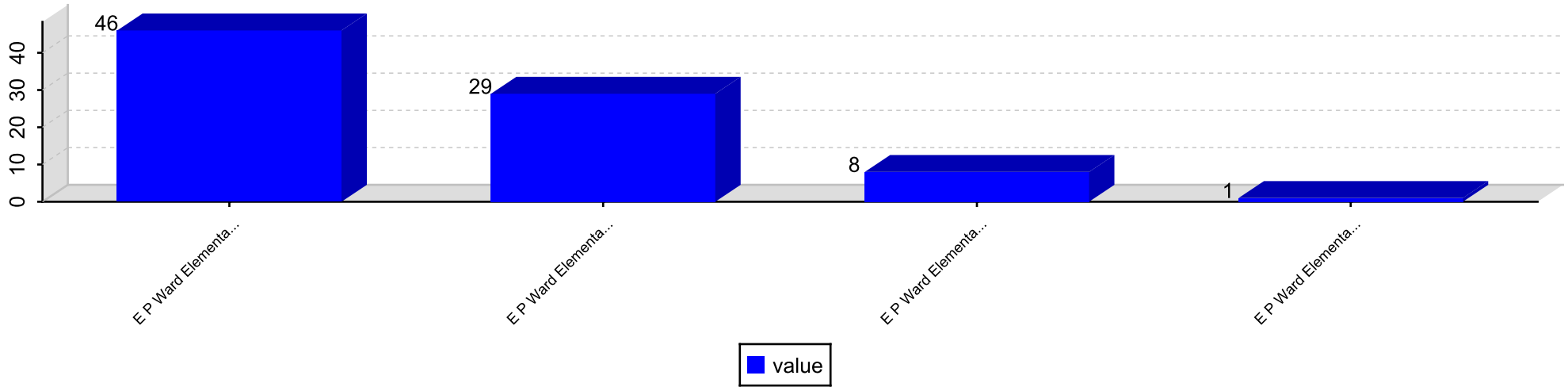


Question 19. My child knows the expectations for learning in all classes.



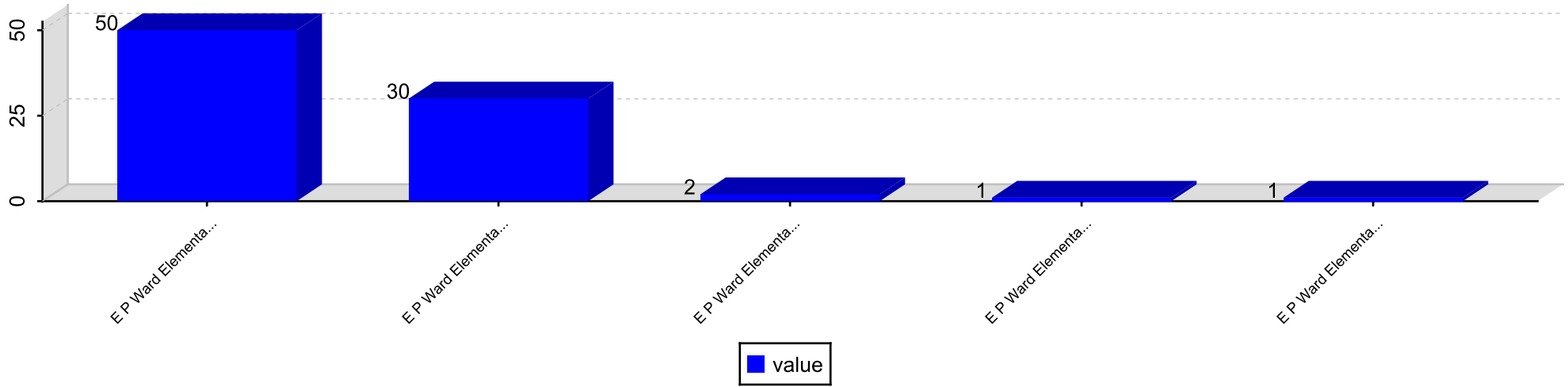
Question 20. My child has at least one adult advocate in the school.

Overall Responses By Question

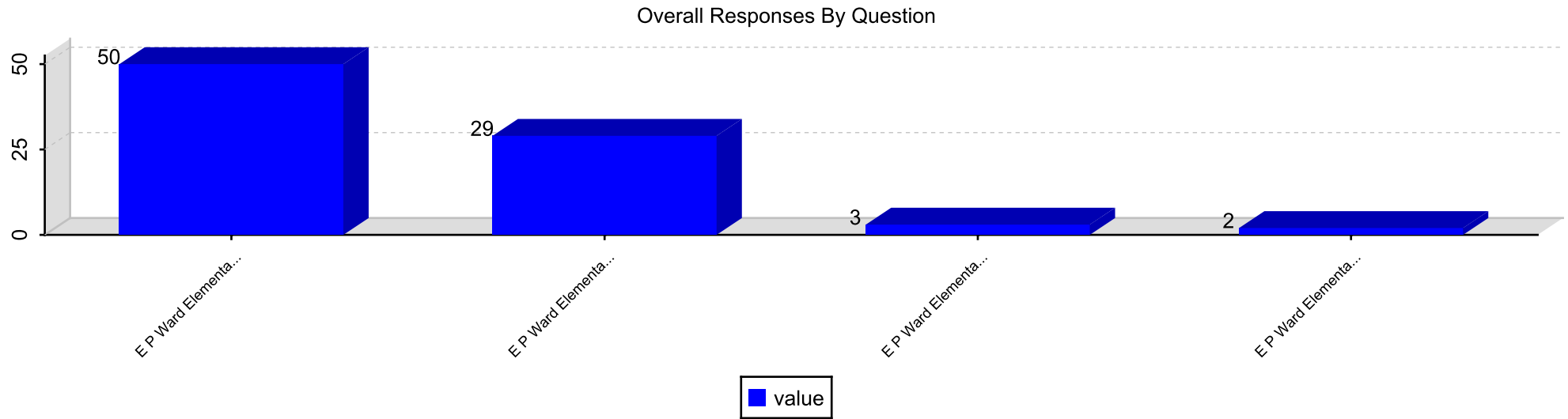


Question 21. My child is given multiple assessments to measure his/her understanding of what was taught.

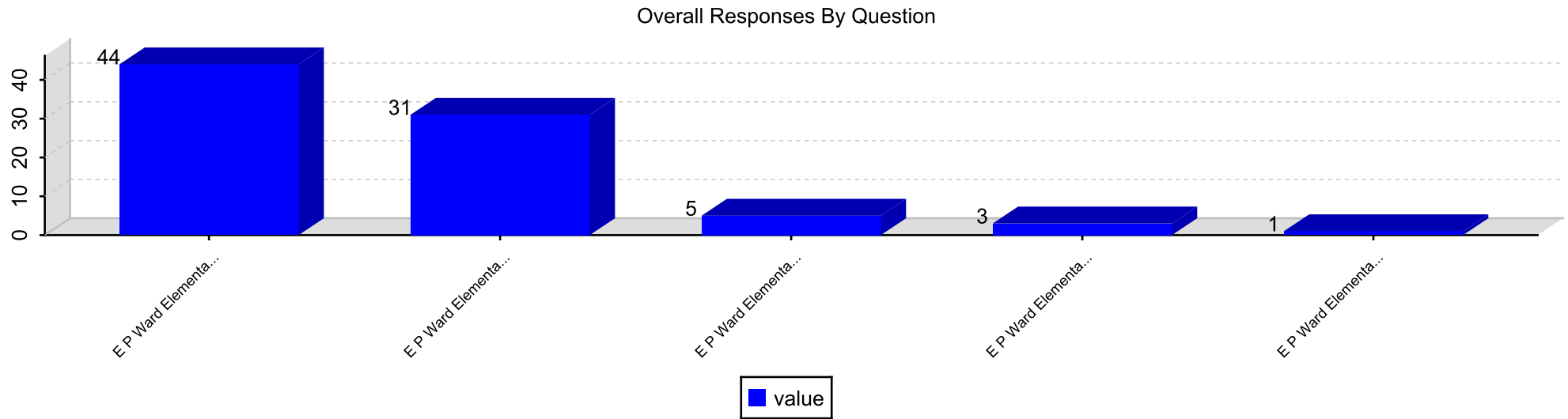
Overall Responses By Question



Question 22. My child has up-to-date computers and other technology to learn.



Question 23. My child has access to support services based on his/her identified needs.

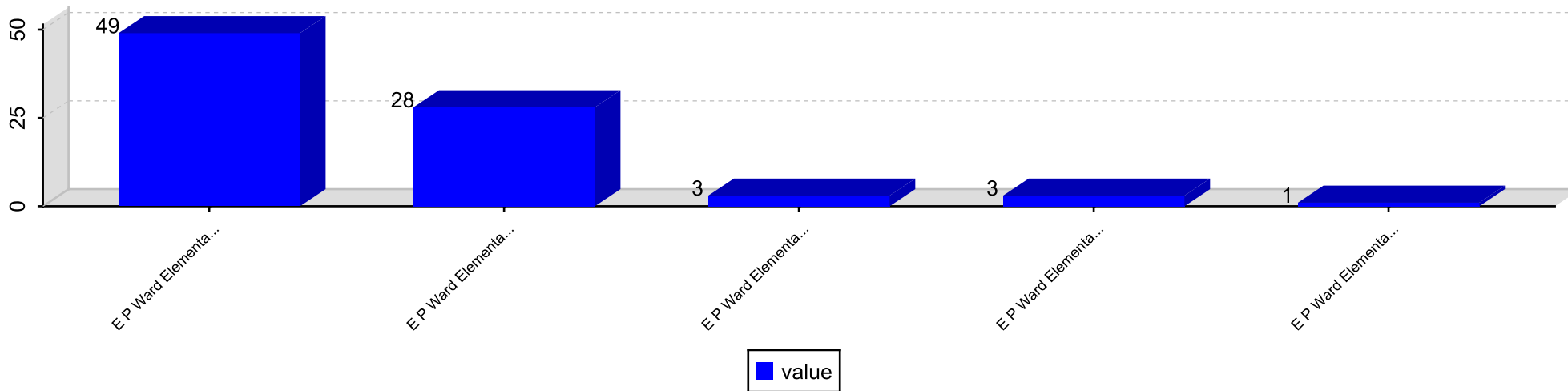


Section: Resources and Support Systems

**Responses By Question**

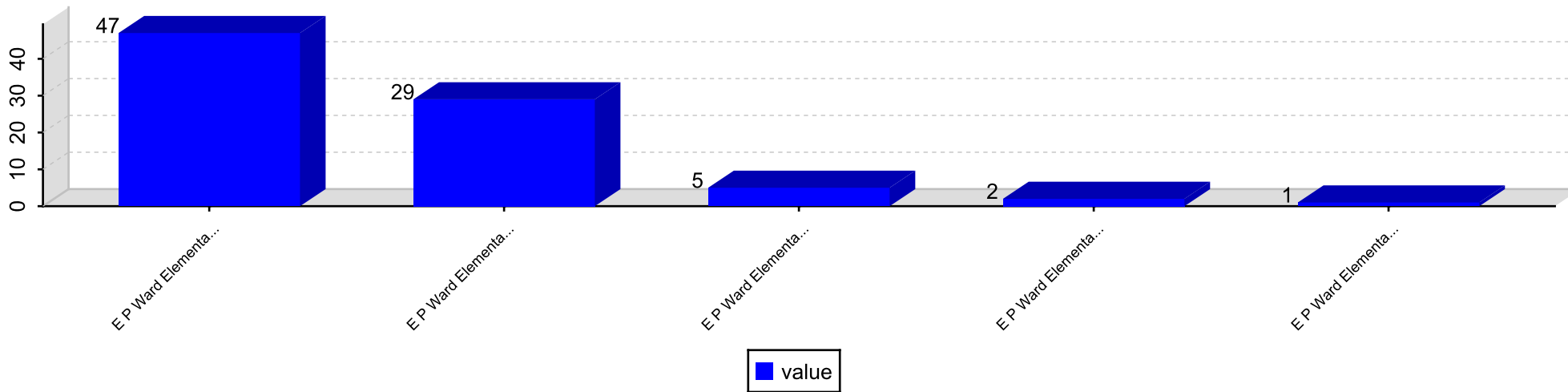
Question 24. Our school provides qualified staff members to support student learning.

Overall Responses By Question

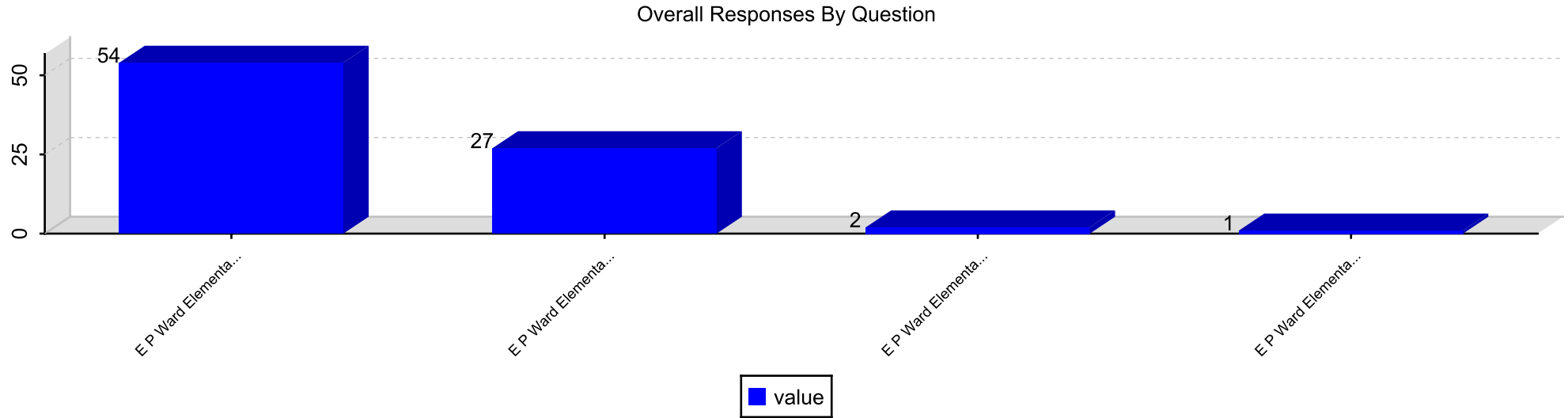


Question 25. Our school provides an adequate supply of learning resources that are current and in good condition.

Overall Responses By Question



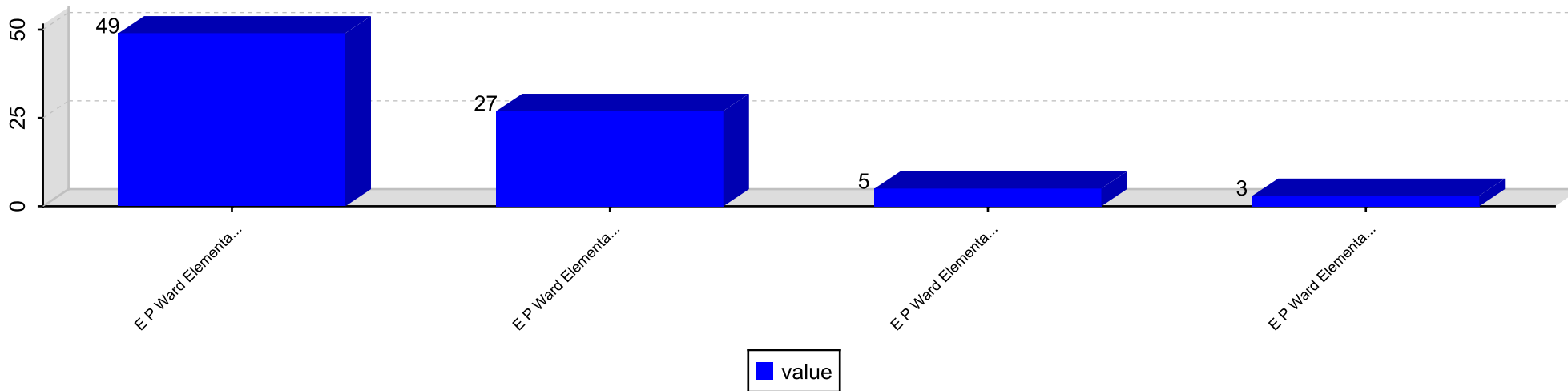
Question 26. Our school provides a safe learning environment.



Question 27. Our school provides students with access to a variety of information resources to support their learning.

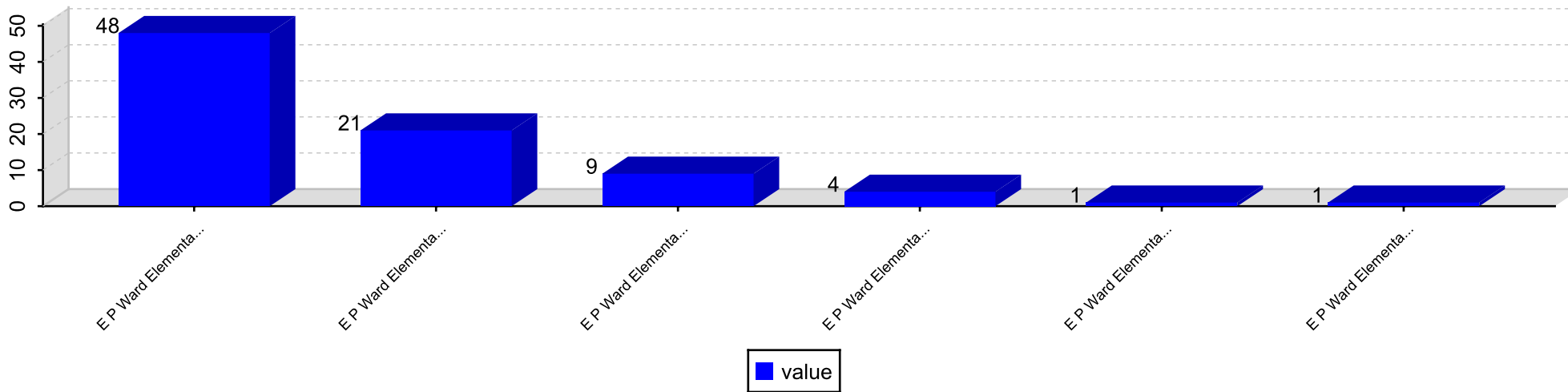


Overall Responses By Question

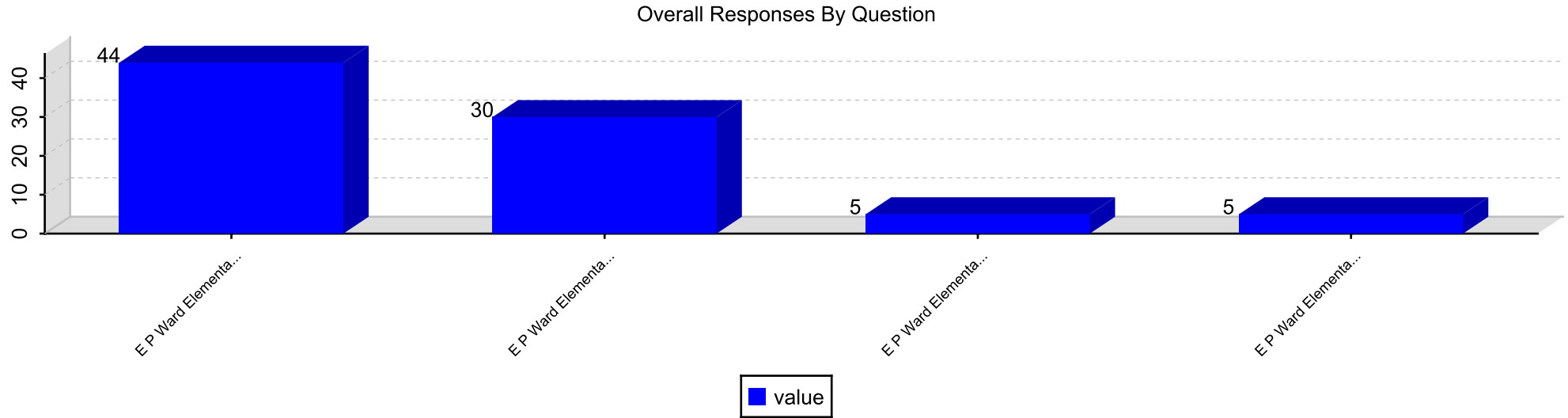


Question 28. Our school provides excellent support services (e.g., counseling, and/or career planning).

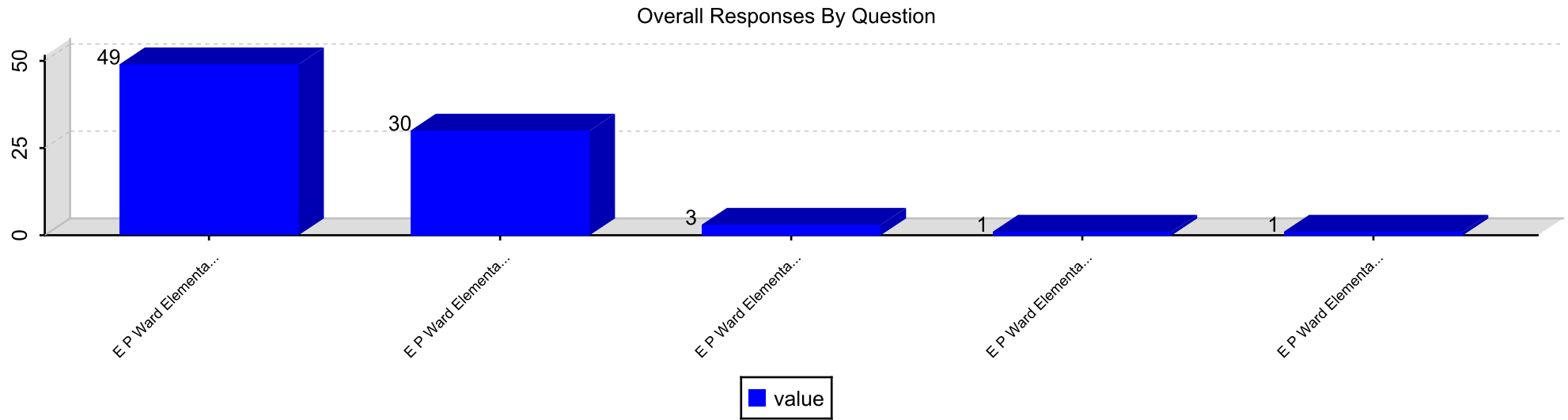
Overall Responses By Question



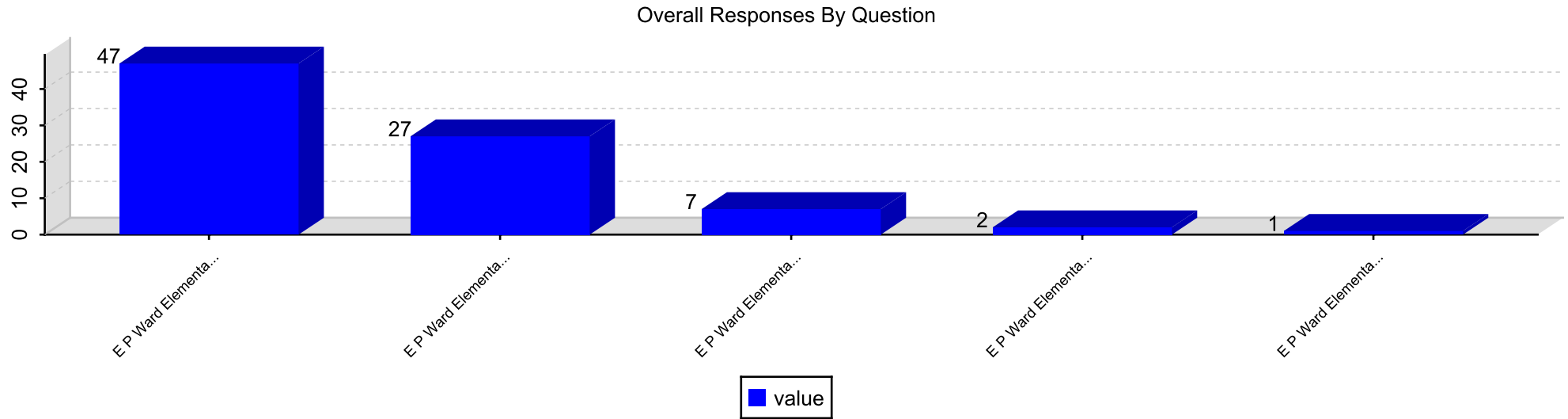
Question 29. Our school provides opportunities for students to participate in activities that interest them.



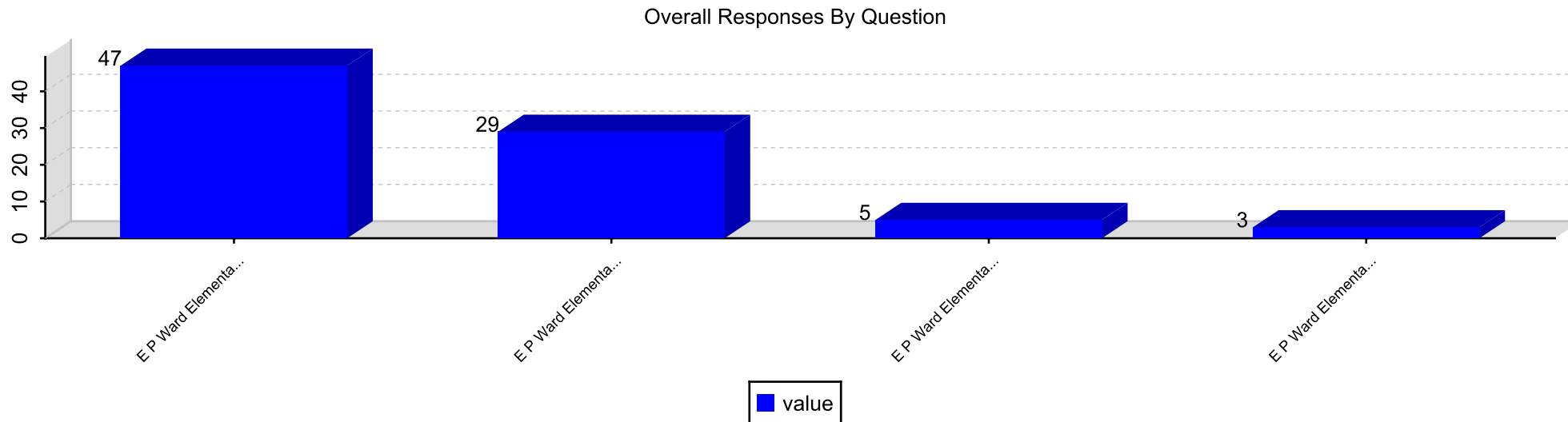
Question 30. Our school ensures that the facilities support student learning.



Question 31. Our school ensures the effective use of financial resources.



Question 32. Our school ensures that instructional time is protected and interruptions are minimized.

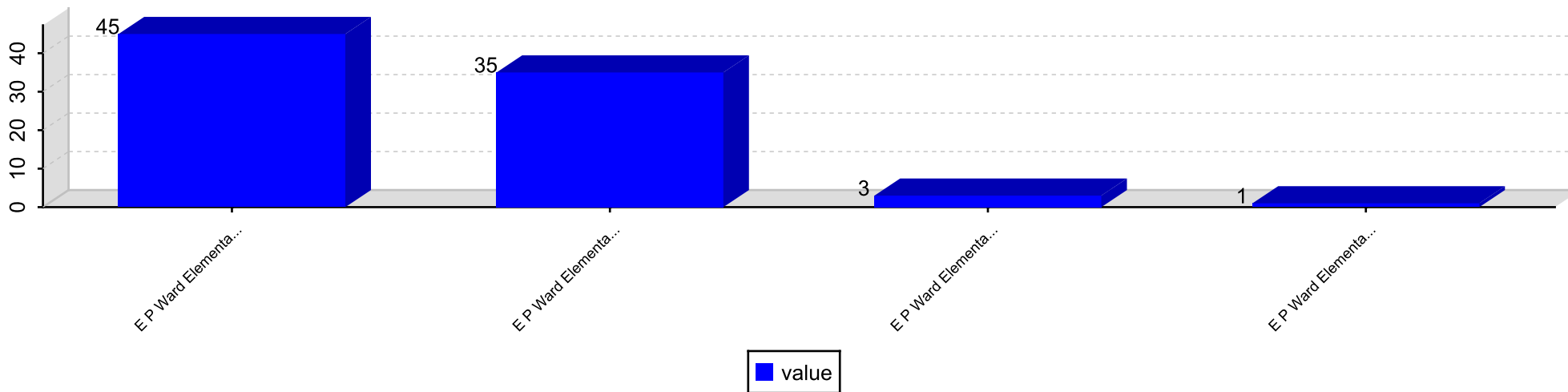


Section: Using Results for Continuous Improvement

**Responses By Question**

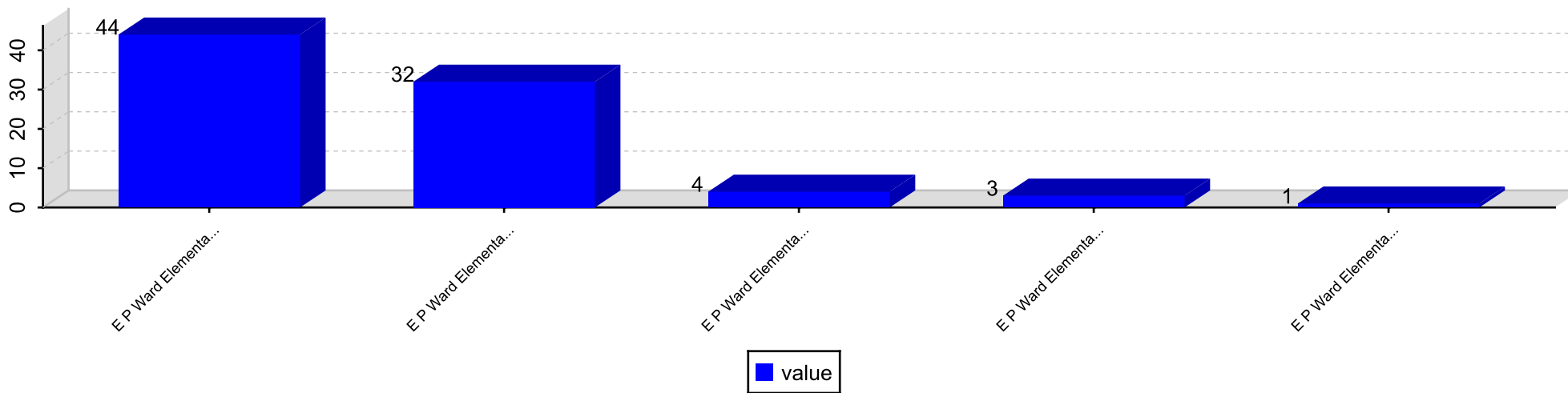
Question 33. Our school ensures that all staff members monitor and report the achievement of school goals.

Overall Responses By Question



Question 34. My child is prepared for success in the next school year.

Overall Responses By Question



Question 35. My child has administrators and teachers that monitor and inform me of his/her learning progress.

